

# Cheyenne Heritage Quilters

## Patchwork Update

### July 2023



Dedicated to encouraging and broadening quilter creativity, sharing quilting knowledge, exhibiting quilting accomplishments and contributing to the community.

Visit us online at [chquilters.org](http://chquilters.org) or on Facebook: **Cheyenne Heritage Quilters**

### President's Message - Carole Gardner

I have never seen Wyoming so green. It is beautiful. Along with the green grass, there are the wild flowers. I had the opportunity to drive across the state a couple of times in May. There were flowers everywhere. What a wonderful spring. I am thankful for all the rain we are getting. It makes for a beautiful world.

Now, do not get me wrong. I think Wyoming is beautiful in the fall, when everything in nature are shades of brown. Two different concepts, two

different ways to appreciate nature.

Gwen and those helping her are doing a wonderful job with our programs, I hope you think so.

I thank each of you for participating with us. We have a great group.

My thoughts for this month will center on the quilt show. Once again, all those working to make the show a success are doing great jobs. Each member is invited to contribute to that success. How is that possible?

You have several options. Enter quilts, sell opportunity quilt tickets, contribute items to the boutique and bake sale, and volunteer time to help during the show. Our shows are always a great opportunity to participate, and show off our talents. I think they are a lot of fun. But. Sometimes we have to work hard for the good things in life. Lets all do our part to make the show a success.

.....

A couple of months ago I read this about the tomato pincushion. I thought I would like to share it with you. I pulled it off the internet. There were several options to choose from, but I liked the one from Martha Stewart .

*"Pincushions come in all shapes and sizes, but the tomato is the design that prevails as the classic. But why a tomato of all things? Turns out it's not random: There's actually a reason for the tomato design, and it dates back to the Victorian era.*

*The first ever documented mention of a generic pincushion dates back to the Middle Ages. Of course, in those days, they were more whimsically called "pimpilowes", "pyn pillows," and "pin-poppets". The pincushion was invented as a practical aid for storing pins and needles, but it also showcased one's collection of pins and needles. {Needles were costly, after all} But the less-iconic shapes of dolls, birds, and prettily-packaged boxes left something to be desired.*



*Enter the time-honored tomato. According to tradition, placing a tomato on the mantel of a new home ensured prosperity by warding off evil spirits. When tomatoes were out of season, people weren't totally out of luck: They simply improvised with red material, sawdust, and a little bit of ingenuity.*

*A lady of the Victorian era would take immense pride in a parlor room stocked with shelves upon shelves of pincushions, but the tomato was always the crown jewel of her collection. Since then, we've been piercing our pins into stuffed fabric tomatoes without question. But it's "sew" much more fun to know where they came from, am I right?"*

**It is such a pleasure to see each one of you at the meetings. The next one will be July 17th. See you there.**



# 2023 CHQ Board Members

**President:** *Carole Gardner*  
**VP/Programs:** *Gwen Harris*  
**Secretary:** *Cathy James*  
**Treasurer:** *Jan Scheidt*  
**Community Quilts:** *Donna Dolan, Char Nolan, Cynthia Helmer, Cindi Young, Jan Scheidt*  
**Facebook:** *Di Wilsey Geer, Cindi Young*  
**Greeter:** *Sue Capozella*  
**Hospitality:** *Mary Jo Hamilton, Deb O'Grady*  
**Librarian:** *Joyce Holub*  
**New Members:** *Helen Jarvis*  
**Newsletter:** *Judy Gilmore*  
**Past President:** *Cynthia Helmer*  
**Quilt Show:** *Daenette More*  
**Web Page:** *Judy Gilmore*



Happy 4<sup>th</sup> of July.

I can now quilt California king size quilts 128 inches wide.

Those who are University of Wyoming Fans, I can do Sweatshirts, T-shirts, Table Runners. Sublimation designs

Checkout Longarm of The West Facebook and Web page as I add these as I complete the finished products

I have added another Bolt of fabric. Real Tree Fabric camouflage with the tree branches not the splotches. \$15.00 a yard while it lasts.

My supply order goes in on the 1<sup>st</sup> and 15<sup>th</sup> if you would like to place an order for supplies. I do have sewing needles and thread in stock.

For those out of town, I have openings for your longarm quilting. Call or email to set up a time.

Call or Text 308-641-8638 leave a message I will return your calls at lunch time or after 4:30 pm



**BERNINA** AUTHORIZED DEALER!  
made to create

**JANOME** AUTHORIZED DEALER



**SEWING CLASSES!! Quality Fabric!**  
Sewing Machines, Longarms, Quilting, Embroidery, & Sergers

**We Repair ALL Brands**

**Sewing Center**  
of Cheyenne

www.SewCenterWY.com

Mon-Fri 9-5  
Sat 10-4:30

1511 Logan Ave.  
307-778-2717

## July 17<sup>th</sup> Program - Jennifer Rapacki

### Creativity Unleashed: Modern Technology for Quilters

Jennifer has been sewing since she was a child and her adult work life involved many jobs with computers. The two worlds merged in 2008 when she started printing her own fabric at home for her quilts. Soon after that Jennifer started lecturing and teaching after her own quilt guild in Santa Maria California asked her to speak about what she was doing with inkjet printing on fabric and designing quilts with a computer. Today Jennifer shares her quilting journey using computer and I-pad design tools, inkjet printing on fabric and a more traditional technique of fabric weaving.

CHQ will be taking Jennifer to dinner on Monday, July 17<sup>th</sup> at Two Doors Down (4:30 p.m.) before her program. Please know you will be responsible for the cost of your meal. RSVP to Gwen Harris by Friday, July 14<sup>th</sup> if you would like to join us.

# 2023 Programs

Gwen Harris, Vice-President, Programs Chairman

July 17, 2023	<b>Jennifer Rapacki - Creativity Unleashed: Modern Technology for Quilters</b>
Aug. 7, 2023	<b>Debby Matlack - Needle Felting: Adventures with Wool and Ice Cream Social</b>
Sept. 5, 2023	<b>Tuesday evening – Susan Vincenzes – 37 Fat Quarters – A short film about the Downtown Abbey inspired fabrics.</b>
Oct. 2, 2023	<b>Cathy James – Sew Powerful</b>
Nov. 6, 2023	<b>Marci Baker - The Serendipity of Fabulous Fabrics'</b>
Dec. 4	<b>Christmas Party Potluck</b>

## CHQ Library Joyce Holub

Hope to see you at the library table. We have many great books to share with you.

Remember to get your roster from Judy Gilmore.

## CHQ Round Robin - Cindi Young

There is still time to sign up for this year's Round Robin.

Choose a theme and make a center block that is 12.5" unfinished.

### Dates to know:

- 1) **Now until July 25** - Sign up with Cindi Young at meetings or by email.
- 2) **August 7** - meeting - Bring your Center Block
- 3) **September 4** - Meeting, Round One is due
- 4) **October 2** - Meeting, Round Two is due
- 5) **November 6** - Meeting, Round Three is due
- 6) **December 4** - Meeting, Bring project for Show and Tell

Contact Cindi Young for any questions:  
970-631-7814 or cindiyoung69@gmail.com



It's a BRAND NEW STORE!!!



## Small Groups

### Afternoon Quilters

Debbie Baldwin  
Meets every Tuesday at the Library  
Starts at 10:00 a.m.

### Community Quilts

Donna Dolan  
Meets second Wednesday of the month at the Library  
Starts at 10:00 or 11 a.m. depending on room.

### Quilts of Valor (QOV)

Marilyn Lanham  
Meets first Tuesday of month at Our Savior Lutheran Church on East Dell Range. Bring a carry in lunch to share if you want.  
9:00 a.m. - 3:00 p.m.

### Soaring Eagle Quilters Quilts of Valor (QOV) Group

Cindi Young  
Meets third Saturday of the month. at Frontier United Methodist Church  
Bring your own lunch  
9 a.m. - 4 p.m.

### Paper Piecing

Robin Dempsey  
Our next Paper Piecing sewing day for the 52 Weeks of Scrappy Triangle project is set for Friday, August 4th at the Library, in the Willow Room. We will be sewing from 10:15 to 4:00. We did not have a sewing day in June and will not meet in July, however, participants should continue working on their projects so they don't all behind.

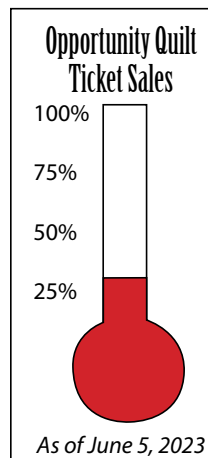


# 2023 Quilt Show Corner - Daenette More, Chairman

Quilters, We are down to the wire on commitment to volunteer for the quilt show. The July & August meetings of Cheyenne Heritage Quilters are the last times you can volunteer to fill the many slots that need a body to volunteer at the Quilt Show. Remember the dates: Thurs thru Sat., Aug. 17 – Aug 19. I do know that

you are busy, but it does take a lot of people to run the quilt show. All the “behind the scenes” organization and work is up to date. We just need you to enter into the equation. The sign-up sheets will be posted at the July and August meetings. Please sign up for at least (1) 2 hour slot to work. That will earn you free access

to the quilt show when you come to work. No entrance fee. You will be able to join the fun to look and vote on the quilts displayed and visit the Boutique and Bake sale plus work around one of the demonstrations that will be held. Check a poster, flier or look on the website for the dates and times of the demos. Great Fun!



The next Quilt Show 2023 meeting will be at Laramie County Library on **July 6** at 2:00 p.m.

## Save the Date

Cheyenne Heritage Quilters'

# Quilt Show

**August 17 - 19, 2023**

**\$2 admission**

Thursday, Aug. 17, 3 p.m. – 7 p.m.

Friday, Aug. 18, 10 a.m. – 6 p.m.

Saturday, Aug. 19, 10 a.m. – 3 p.m.

## First United Methodist Church

108 E. 18th Street, Cheyenne, Wyoming

Friday Demonstration Times	Saturday Demonstration Times
11 a.m. – <b>Using Precuts</b> Sewing Center - Kathy DeRouchey	11 a.m. – <b>Flying Geese Magic</b> Around the Block - Barb Boyer
Noon – <b>Art Quilting with Tea Bags</b> Esther Trevino Neasloney	Noon – <b>Foundation Piecing</b> Robin Dempsey
1 p.m. – <b>T-Shirt Quilt Tips</b> Kathie Krempels	1 p.m. – <b>Toothbrush Rugs</b> Chris Voeller

Check our online newsletter for up-to-date information at **chquilters.org**

Join us to see our Opportunity Quilt, Demonstrations, Boutique & lots of quilts

## Please enter quilts in the 2023 Quilt Show by July 17

Cathy James, Call for Quilts Chairman

The Quilt Show Entry Form and Information for Entering a Quilt(s) document is included at the end of this newsletter. It is also available on our website at **chquilters.org**. Print as many forms as you need. If you have any questions about entering your quilt, please call, email or text Cathy.

*The more times someone is invited to our show, the more attendance we will likely see. I would encourage each member to do what she/he can do, to advertise the show. Word of mouth is great. If you want a “Save the Date” Flier to hand out, go to chquilters.org. In the Quilt Show Section, you will find Fliers and Posters to print off. I will bring a few to the meeting in July.*

Thank you for your help.  
Carole Gardner

### For Sale -

**Esther Trevino Neasloney**, Selling a Q-Zone Hoop Frame Pro by Grace Co., 307-631-8092

**Maggie Glick**, Selling a Bernina B770 QE and more, 970-818-1041



## New Members Corner

Helen Jarvis

It just keeps getting better.

We have two new members who joined us in June. Please welcome: Sandy Hozian and Penny Fittipaldi.

Don't forget to advertise our Quilt Show by telling your friends and selling your Opportunity Quilt Tickets. If you need more tickets, see Mary Ellen Little to get more, and if you travel around Wyoming, let Carole Gardner know. Maybe you can deliver some fliers where you go or perhaps you can help sell tickets at the different events in Cheyenne.

Here's a little information about Round Robins like the one Cindi Young is about to kick off.

Our club has Round Robin activities every so often. These usually last for several months and the basic premise is that each member of the Round Robin makes a block that is then swapped with others in their group, until everyone in the group has had a chance to add a border to the block. The rules are different each time we have a Round Robin.

See Cindi's blurb about this years activity and there is still time to sign up and join in the fun.

## Hospitality Committee

Deb O'Grady

The Hospitality Committee is taking volunteer sign-ups to bring treats to our monthly meetings. We need more help and will be sending the sign-up sheet around at the March meeting to collect sign-ups or let Deb or Mary Jo know when you'd like to volunteer.

Each month has been assigned a different "Color" of treat, so get your creativity out of the drawer and let's have some fun.

We still need people to sign up. Hopefully one of these **Colors** (Months) will fit with something you've been wanting to make.



- September (**Any Color**) - Need more volunteers.
- October (**Orange**) - Need more volunteers.
- November (**Brown**) - Need more volunteers
- August **Cookie** , & December (**Christmas Party**)

July 17th  
Please make enough  
Red/White/Blue goodies  
for two dozen people.

Diana Clark  
Carole Gardner  
Mary Jo Hamilton

## Community Quilts

Thanks to all for your contributions to community quilts this month. I received and passed 25 quilts on to Char for distribution and two to Daenette for final salute. We'll meet at the library on 2nd Wednesdays, either in Cottonwood Room @ 11 or in Willow Room @ 10.



Community Quilts  
Sizes  
Baby: 42" by any size  
Lap/Youth: 45" or more by anything  
but less than twin  
Adult lap quilts: 56" x 76"  
Twin: 63" by 87"

# June 5th Program


## Fancy Ruler Techniques

Carol Deutcher and Valerie LeBrun

Carol Deutcher and Valerie LeBrun came to us from Greeley, Colorado and shared some fun that can be had using rulers while quilting. They are both involved in their local quilt guild, Pieceable Friends, and both have quilts that have been published in the book, Sideways Spiral Quilts by RaNae Merrill. Thanks for the wonderful evening.



## Show and Tell June 5, 2023



Sylvia G.  
Virginia Dale Raffle Quilt

Daenette M.  
Evening Kites Quilt

Quilt Show  
Category Colors

Come to the Quilt  
Show ready to vote.

Sue Crouch  
Graduation Quilts

Cynthia H.  
In Bloom Wall Hanging

Daenette M.  
Whirly Blooms Quilt

Angie Wolff  
Last Year's Round Robin



# Show and Tell

June 5, 2023



Mona W.



Tina W.



Bonnie R.  
Cotton Cat's Quilt



Mari H.  
Table Runner



## Library Display

Thanks to Debbie and Glen B., Deb O., Laraine H., Keith B., Donna D. and Angie W. for helping display quilts at the library on May 19. And thanks to the library staff who helped rearrange the shelving so we could fit everything in.

The displays were lovely. We hope you got to see them.



Watch for Bernadette B's  
Folded Fabric Quilt  
Block Technique  
Class Opportunity  
coming soon



# CHEYENNE HERITAGE QUILTERS

## 2023 Quilt Show Information

CHQ will be presenting our quilt show at the First United Methodist Church on August 17, 18 and 19, 2023. The quilt show is open to the public at a nominal admission of \$2. Quilts on display will be from CHQ members only.

Each member will be allowed to enter up to 3 quilts plus a challenge quilt if they are participating in the challenge.

Select only ONE category for each quilt that is entered. To determine the size of the quilt, add width plus length. Categories are:

- |   |   |
|---|---|
| <input type="checkbox"/> Pieced, small (Less than 36")  | <input type="checkbox"/> Art (any size)                 |
| <input type="checkbox"/> Pieced, medium (37" – 132")  | <input type="checkbox"/> Applique/Embroidery (any size) |
| <input type="checkbox"/> Pieced, large (over 133")  | <input type="checkbox"/> Challenge quilt                |
| <input type="checkbox"/> Quilting, machine or hand (this category is if you only want the quilting considered, not the piecing) |   |

Please write a short statement about your quilt of no more than 150 words. It MUST include the size of your quilt and can be what the inspiration was, original design or pattern name, interesting history or details, who quilted it, if not you. This must be submitted via e-mail or regular mail **no later than July 17, 2023**.

Submit to Cathy James at [catljam@msn.com](mailto:catljam@msn.com) or mail it to 5436 Walker Road, Cheyenne 82009-4080.

- PLACE EACH QUILT IN ITS OWN WHITE DRAW STRING TRASH BAG.
- One quilt per bag.
- Attach Quilt Label from the Quilt Show Entry Form securely to your quilt.
- Also print your name and size of the quilt on the bag.

Quilts will be collected at the Methodist Church on **Monday, August 14, 2023 between 6:30 and 8:30 p.m.**

You may pick up your quilt on Saturday, August 19, 2023 at 3:30 pm. The take-down crew needs time to get the quilts down and in their bags, then organized for pickup. Remember to have your Quilt Claim Form(s).

Quilts may be for sale. Twenty-five percent (25%) of the price will go to CHQ.

Visitors to the quilt show will be given ballots to vote for their favorite quilt in each category. Ballots from Thursday and Friday will be tabulated and awards of first and second place will be displayed on the quilts before opening on Saturday.

The Opportunity quilt ticket will be drawn on Saturday just before closing but ticket holder need not be present.



CHEYENNE HERITAGE QUILTERS  
2023 QUILT SHOW ENTRY FORM

Exhibitor's Name \_\_\_\_\_

Address \_\_\_\_\_ City \_\_\_\_\_

E-mail \_\_\_\_\_ Phone \_\_\_\_\_

Quilt Name \_\_\_\_\_ Width \_\_\_\_\_ Length \_\_\_\_\_

Select only ONE category for each quilt that is entered. To determine the size of the quilt, add width plus length. Categories are:

- Pieced, small (36" or less)
- Pieced, medium (37" – 132")
- Pieced, large (133" or more)
- Quilting, machine or hand (this category is if you only want the quilting considered, not the piecing)
- Art (any size)
- Applique/Embroidery (any size)
- Challenge quilt

Is this quilt for sale? (Circle one) Yes No Asking Price \_\_\_\_\_

Please Note: Every effort is made to safeguard each entry, but private insurance is recommended. Your signature on this entry form acknowledges that:

1. Neither CHQ or First United Methodist Church is liable for any quilt that is lost or damaged.
2. You grant permission for the quilt to be photographed for non-commercial uses.
3. If you are selling your quilt, CHQ is entitled to 25% of the sale price.

Please write a short statement about your quilt of no more than 150 words. It MUST include the size of your quilt and can be what the inspiration was, original design or pattern name, interesting history or details, who quilted it, if not you. This must be submitted via e-mail or regular mail **no later than July 17, 2023**. Submit to Cathy James at [catljam@msn.com](mailto:catljam@msn.com) or mail it to 5436 Walker Road, Cheyenne 82009-4080.

Signature \_\_\_\_\_ Date \_\_\_\_\_

\*\*\*\*\* Detach this section \*\*\*\*\*

Quilt Claim Form (your copy)

Quilt Label (Attach to Quilt)

Exhibitor \_\_\_\_\_

Exhibitor \_\_\_\_\_

Phone \_\_\_\_\_

Quilt Name \_\_\_\_\_

Quilt Name \_\_\_\_\_

Who will pick up quilt if not you:

Quilt Size Width \_\_\_\_\_ Length \_\_\_\_\_

Name \_\_\_\_\_

Category \_\_\_\_\_

Phone \_\_\_\_\_

Quilt Number \_\_\_\_\_  
(assigned at check in)

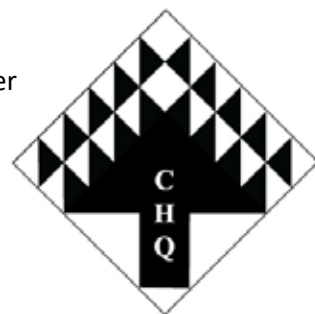
# CHEYENNE HERITAGE QUILTER REGISTRATION FORM

Year \_\_\_\_\_

Please fill out and submit with \$20.00 to:

Cheyenne Heritage Quilters; P.O. Box 21194; Cheyenne, WY 82003; Attn: Treasurer

Your membership is valid from January through December



*Please fill out the entire form, even if there were no changes from last year.*

Renewal Membership  New Member

## Please Print

Name \_\_\_\_\_

Mailing Address \_\_\_\_\_

Cell Phone \_\_\_\_\_ Landline \_\_\_\_\_

Email \_\_\_\_\_

\_\_\_\_\_ Office Use \_\_\_\_\_

Amount Paid: \_\_\_\_\_ Cash \_\_\_\_\_ Check number: \_\_\_\_\_

Updated 4-2-2023

## General Club Information

### Guest Policy

Please invite friends to attend meetings. All skill levels and non-quilters are welcome. Non-members may attend two meetings free unless we have a paid guest speaker, then guests are asked to pay a \$5 fee. On the third and subsequent meetings, the non-member must pay \$2.00 unless membership dues are paid.

### Articles & Advertisements for Newsletter

Ads and articles must be quilt, craft or sewing related. They must be "copy" ready. The newsletter editor is not responsible for typing your information. Ad size is 3.5" wide x 4.5" tall. Articles for the Newsletter can be e-mailed to [quiltingfriends307@yahoo.com](mailto:quiltingfriends307@yahoo.com) no later than the 3rd Wednesday of each month.

### Cell Phones

We ask that cell phones be silent or off, and that emergency conversations be held out of the meeting room.

### Show & Tell Guidelines

Show one or more projects. Please share information regarding each piece.

### Meeting Location & Schedule

We meet at the First United Methodist Church, 108 E. 18th St. in Cheyenne, Wyoming, on the first Monday of most months starting at 7 p.m. Please view the newsletter for exact meeting dates and programs as we sometimes change meeting dates to avoid holidays. During the meetings you will have access to our library.

Doors open at 6:30 p.m. Please feel free to come early and help set up or to socialize.

### How to Reach Us

**Website:** [chquilters.org](http://chquilters.org)

**Facebook:** <https://www.facebook.com/groups/151036836442851>

**E-mail:** [info@chquilters.org](mailto:info@chquilters.org)

**Address:** CHEYENNE HERITAGE QUILTERS  
PO BOX 21194  
CHEYENNE, WY 82003-702