

Cheyenne Heritage Quilters

Patchwork Update

March 2024

Dedicated to encouraging and broadening quilter creativity, sharing quilting knowledge, exhibiting quilting accomplishments and contributing to the community.



President's Message - Diana Clark

Sew, sew, sew your quilt, the best that you can do. Piece it well, sew it nice, quilt it right, and bind it all around. Quilts are but a dream!

Welcome to March. The beginning of Spring did you notice? Everyday we have a little more daylight than the day before. Night is still longer, but the First Day of Spring will change that. Can't wait until March 19th 11:06 p.m. EDT the First

Official Day of Spring no matter what Phil says. On this day, light and dark will be almost the same amount of time and then more daylight until the first day of summer. And the sun will raise due East and set due West for everyone. The Spring Equinox will not happen on the 21st until 2101. Let's celebrate spring this year and make some beautiful quilts. (Like that's hard for this group). Bring and share all your gorgeous quilts.

March, march, march right into Spring. Sew your prettiest thing.

Note Change of Date for Regular meeting

March 11 Program - Jan Donovan and Lexi Musial -

Raw Edge Art Quilting tips and techniques for successful Collage Quilting

Jan Donovan and Lexi Musial are a mother daughter team who have joined creative forces to develop and continually expand their company - Threadz. Jan has a degree in Theoretical Mathematics, and has spent her career in technical positions

within the IT industry. Jan still works full time for a telecom company, but has always had the heart of an artist. Jan thoroughly enjoys all aspects of fiber art and expanding the Threadz brand, which includes developing Threadz patterns and kits, vending at

quilt shows, longarming for customers, and teaching classes (as far away as Alaska). Lexi has a Biology degree, and worked as a middle school science teacher until she had her baby girl last summer. Now she thoroughly loves being a Mom, but always finds time to drive Threadz as its website designer, social media coordinator, artist, pattern designer, accountant, and spokesperson at shows. Jan and Lexi have a mutual love of art and color, and love any opportunity to spend time together, thus in 2017 Threadz was born! A trip to Road to California and a random discussion between them generated the concept behind their wildly successful 'Animal Silhouettes of the World' patterns. Threadz currently has over 100 unique patterns, and new designs are constantly being developed.

Please see www.threadzart.com or contact Jan for more information at jkatdonovan@gmail.com

2024 CHQ Board Members

President:	<i>Diana Clark</i>
VP/Programs:	<i>Gwen Harris</i>
Secretary:	<i>Kathy Holt</i>
Treasurer:	<i>Marci Rulon</i>
Community Awareness:	<i>Diane Beffert</i>
Community Quilts:	<i>Donna Dolan, Laraine Hutchison</i>
Facebook:	<i>Di Wilsey Geer, Cindi Young</i>
Greeter:	<i>Sharon Waring</i>
Hospitality:	<i>Robin Dempsey</i>
New Members:	<i>Helen Jarvis</i>
Newsletter:	<i>Judy Gilmore</i>
Past President:	<i>Carole Gardner</i>
Web Page:	<i>Judy Gilmore</i>



????



Mystery Quilt - Cindi Young

Step 1 of the mystery quilt was handed out at February's meeting. Please bring your completed 4-patches or a picture of them to the meeting to receive

Step 2. If you missed out on Step 1 please email me at cindiyoung69@gmail.com and I will send them to you. If you miss March's meeting, just send me a picture of your completed blocks and I will email you Step 2 after the meeting. I will be demonstrating Step 2 between 6:30 - 7:00 p.m.

Thanks to everyone for the cards, prayers, and healing thoughts as I am on road to recovery. No more neck brace and I'm healing well. Hope to be back soon.

Joyce Holub



Click on Picture to go to site



Well its that time again to let you know what is going on in my quilting world. Working on making some finished embroidery items for those who do not have an embroidery machine, Redesigning my web page

Also, decided to put some notes in for our quilters on what a longarm quilter would like to see and questions you need to ask your longarm person doing your quilt.

Have a great month and thanks to all my quilting buddies for choosing me to quilt your quilts Love to see what you have made.

My supply order goes in on the 1st and 15th if you would like to place an order for supplies. I do have sewing needles and thread in stock.

Call or Text 308-641-8638 leave a message I will return your calls at lunch time or after 4:30 pm

Questions to ask your Longarm Quilter. Do you want it quilted beyond the edge or just to the edge with 1/4 inch for your binding? Do you want the binding put on by your Longarm Quilter or you will do it yourself.?

LongarmOfTheWestCustomQuilting.com



Thank-you very much to Carole Gardner, for being our leader in 2023. It was a great year.


We hope you have fun making hexis with all the fabrics our members brought for you.

(So sorry I was slow getting this thank-you in the newsletter - Editor - Judy Gilmore



BERNINA AUTHORIZED DEALER!
made to create

JANOME AUTHORIZED DEALER



SEWING CLASSES!! QUALITY FABRIC!
Sewing Machines, Longarms, Quilting, Embroidery, & Sergers

We Repair ALL Brands

Sewing Center
of Cheyenne

www.SewCenterWY.com
1511 Logan Ave.
307-778-2717
Mon-Fri 9-5
Sat 10-4:30



2024 Programs

Gwen Harris, Vice-President, Programs Chairman

March 11, 2024 **Jan Donovan** – Raw Edge Art Quilting – tips and techniques for successful Collage Quilting *Guest fee \$5*

March 19, 2024 Board meeting March 19, 2024 - 6:30 p.m.

April 1, 2024 **Finishing your quilt** – Binding and Quilt Sleeves program by CHQ members: Robin Dempsey, Carole Gardner, Mari Harpold, and Debbie Baldwin

April 26 & 27, 2024 **One Block Wonder with Panels Class** by Lauren Andrist
9:30 a.m. – 4:30 p.m.
Each Day

May 6, 2024 **Joan Sowada** – Why Do I Make Art? *Guest fee \$5*

June 3, 2024 **Pat Syta & Mimi Hollenbaugh** - Our Seven-Year Journey
Guest fee \$5

July 1, 2024 **Judy Gilmore** – Drawing Conclusions?

Please let Gwen know if you have any suggestions for programs.

Change of Date for Regular meeting

IMPORTANT!

The First United Methodist Church Alison Hall will not be available to our club on Monday, March 4th. Therefore, the March 4th, 2024 CHQ program/meeting with Jan Donovan and Lexi Musial **has been moved to the following Monday, March 11th.** The program is still the same (Raw Edge Art Quilting) and we hope you will all be able to attend even though the date has changed. Sorry for any inconvenience this may have caused.

Small Groups

Afternoon Quilters

Debbie Baldwin
Meets every Tuesday at the Library
Starts at 10:00 a.m.

Community Quilts

Donna Dolan
Meets second Wednesday of the month at the Library. Starts at 10:00 or 11 a.m. depending on room.

Quilting Cowpokes

Quilts of Valor (QOV) Group

Marilyn Lanham
Meets first Tuesday of month at Our Savior Lutheran Church on East Dell Range.
Bring a carry in lunch to share if you want.
9:00 a.m. - 3:00 p.m.

Paper Piecers

Robin Dempsey
Meets fourth Friday at the Library
10:15 a.m. - 3 p.m.

Paper Piecing - Robin Dempsey

Due to conflicts, the group will not be able to sew on the fourth or fifth Friday of March. Alternate date TBD! All participants will be notified by email, so keep your eyes peeled for the info.

Cheyenne Heritage Quilters

One Block Wonder with Panels Workshop Taught by Lauren Andrist

Friday and Saturday, April 26th and 27th, 2024

9:30 am to 4:30 pm

Hosted at Frontier Methodist Church

1888 East Four Mile Road, Cheyenne, Downstairs Room

\$80 for CHQ members / \$90 for nonmembers
Maximum number of participants - 20
Bring Your Own Sack Lunch and Drink



Signup with Gwen Harris

CHQ Program Director

Supply List included with payment

Registration confirmed upon payment.

Please make checks out to CHQ



Around the Block QUILT SHOP

March/April 2024 Classes

The Clubs are FREE

Disappearing 9-Patch Sat., Mar. 9, 1-4

Hunter Star Sat., Mar. 23, 10:30-4

Scrappy Bear Paw Sat., Mar. 30, 10:30-4

Machine Binding Sat., April 6, 1-4

Disappearing Triangle Quilt Sat., April 13, 1-4

Alligator Alley Sat., April 20, 10:30-4

Big Foot Quilt—Yeti by any other name

Sat., April 27, 10:30-4

Hand Work Club, all welcome Tuesdays, 2-5

Knit Pickers' Club, all knitters & crocheters, 2nd & 4th

Wed., 2-5 (we'll help you get started!)

Embroidery Club, 2nd Sat. of month, 10-12

Winter Hours Starting November 1

Hours: M-S 10-5, Sundays closed

307-433-9555

See aroundtheblockquilts.com for full schedule

New Members Corner - Helen Jarvis

A note to new members - About our Guest Policy

Please invite your friends to attend our meetings and hopefully join us. All skill levels and even non-quilters are welcome. Non-members may attend two meetings free. On the third time attending, we ask that they pay \$2 per meeting or join the CHQ.*

*When we have a paid guest speaker, we ask that all guests pay a \$5 fee. This paid meeting does not count against the two free meetings.

Social Committee - Robin Dempsey


The 2024 Social Committee wishes to announce some fun and exciting changes, so get your planner out and be sure to schedule the monthly CHQ meetings in there and join in on the fun! Snacks will now be served between 6:30

and 7:00, during our social time. Please head on back to the snack table after signing in and enjoy!

There is a surprise in store for everyone wearing their green CHQ name tags at each meeting. If you are wearing

your name tag when signing in for the meeting, your name will be entered into a door prize drawing for that meeting. In addition, we will be adding some fun and games that could result in you taking home a special something!

Fun and frivolity will abound!



Round Tuit - Carole Gardner

Here comes another activity all members of CHQ can choose to participate in. We are starting a Round Tuit in March. More details at the March meeting. If you do not know what a round tuit is---You look at all your UFO'S and decide which ones you want to get ROUND TUIT this year. The one who finishes the most UFO'S will get a prize at the December meeting. Hope you all want to participate. Participation is not required.



Treasurer - Marci Rulon

New Year! New Fun Quilting Ideas!
Don't miss out because of dues!

Just a friendly reminder that it is time to pay your CHQ 2024 Dues. Please don't miss out on all of our fun this year because of unpaid dues. Drop your dues off at the check-in table the next few months to ensure we don't miss you. Thanks!

Pay Dues Now!!!

Spring is in the air!



LONE TREE
FABRIC

523 W 27th ST Suite C, Cheyenne WY 82009
307-640-9235

Community Quilts - Donna Dolan





We still managed to make quite a few quilts this month! Thanks for all the help. Donna D. has been dividing her time between Community quilts and the Delta Kappa Gamma Book Sale, so wasn't as productive as usual, but more of our members are helping with the quilting. All are appreciated. We were glad to share our quilts with Unaccompanied Youth and Foster children, as well as seniors.



Let's Keep it up!

Community Quilts Sizes

Baby: 42" by any size
Lap/Youth: 45" or more by anything but less than twin
Adult lap quilts: 56" x 76"
Twin: 63" by 87"




February 5 Program - Marci Rulon

How to Enlarge or Reduce Quilt Blocks

We've all faced the problem of having to make quilt blocks fit in a design we wanted to make. Sometimes we wanted our favorite block to be larger sometimes it was just too big for the plan. We've tried using a copier to guess the percentage we needed to get the size we wanted with some success, but tonight we learned the actual way to enlarge and reduce those blocks and got the chance to know Marci Rulon a little better.

First of all, Marci Rulon loves numbers. (Lucky for us, because she's our Treasurer.) What a treat to hear all of Marci's techniques to make quilt blocks fit **anywhere**.





Show and Tell
February 5, 2024

Gwen H.
Community quilts



Shirley C.
Wall Hanging



Saundra D.
Lone Star...in progress!



Donna D.
Community Quilt



Kathie K.
Skier Lap Quilt



Cindi Y.
"Time Flies"



Keith B.
Colorful Sampler



Angie W.
Paint Chip Quilt
Wool Hoo!!

Show and Tell

February 5, 2024



Gale D.
Pink Quilt

Gale D.
Harry Potter Quilt
Notice the legs under
the bookcase.



Stop at the sign-in table to get information about a CHQ roster.

Show and Tell - February 5, 2024



Jan S.
Three Quilts and a Wall
Hanging. WOW!



Bonnie Ross
Community Quilt



Fun facts about quilting

- "Quilt" is derived from the Latin word *culcita*, which means "stuffed sack."
- The earliest depiction of quilting was discovered in Egypt; it was an ivory figurine of a pharaoh wearing quilted clothing, ca. 3400 BC.
- Quilted clothing was popular in Europe, especially under chain-mail armor for soldiers. It kept the metal from rusting and kept the knights comfy under all their heavy gear.
- European settlers brought quilting to the Americas, and the earliest-known quilt made in America is from 1704.
- During the expansion into the Western United States, quilts were used as window coverings, doors, and walls for temporary housing as well as currency for pioneers.
- "Quilting bees" originated in the midwest United States during the 1800s, where a lack of neighbors and a need for socializing drew women together to finish quilts and make new friends.

Found at factretriever.com/quilting-facts



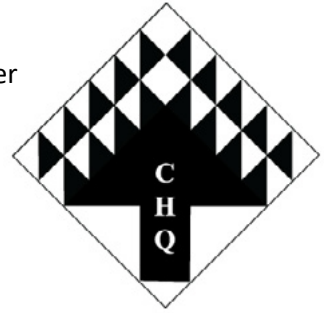
CHEYENNE HERITAGE QUILTER REGISTRATION FORM

Year _____

Please fill out and submit with \$20.00 to:

Cheyenne Heritage Quilters; P.O. Box 21194; Cheyenne, WY 82003; Attn: Treasurer

Your membership is valid from January through December



Please fill out the entire form, even if there were no changes from last year.

Renewal Membership New Member

Please Print

Name _____

Mailing Address _____

Cell Phone _____ Landline _____

Email _____

_____ Office Use _____

Amount Paid: _____ Cash _____ Check number: _____

Updated 4-2-2023

General Club Information

Guest Policy

Please invite friends to attend meetings. All skill levels and non-quilters are welcome. Non-members may attend two meetings at no charge.* After attending two free meetings, the non-member must pay \$2.00 per meeting.

**If we have a paid speaker, the non-member must pay \$5, but this meeting will not count as one of their free meetings.*

Articles & Advertisements for Newsletter

Ads and articles must be quilt, craft or sewing related. They must be "copy" ready. The newsletter editor is not responsible for typing your information. Ad size is 3.5" wide x 4.5" tall. Articles for the Newsletter can be e-mailed to quiltingfriends307@yahoo.com no later than the 3rd Wednesday of each month.

Cell Phones

We ask that cell phones be silent or off, and that emergency conversations be held out of the room.

Show & Tell Guidelines

Show one or more projects. Please share information regarding each piece.

Meeting Location & Schedule

We meet at the First United Methodist Church, 108 E. 18th St. in Cheyenne, Wyoming, on the first Monday of most months starting at 7 p.m. Please view the newsletter for exact meeting dates and programs as we sometimes change meeting dates to avoid holidays. During the meetings you will have access to our library.

Doors open at 6:30 p.m. Please feel free to come early and help set up or to socialize.

How to Reach Us

Website: chquilters.org

Facebook: <https://www.facebook.com/groups/151036836442851>

E-mail: info@chquilters.org

Address: CHEYENNE HERITAGE QUILTERS
PO BOX 21194
CHEYENNE, WY 82003