

# Cheyenne Heritage Quilters Patchwork Update

## May 2023

*Dedicated to encouraging and broadening quilter creativity, sharing quilting knowledge, exhibiting quilting accomplishments and contributing to the community.*

Visit us online at [chquilters.org](http://chquilters.org) or on Facebook: **Cheyenne Heritage Quilters**



### President's Message - Carole Gardner

I know it is spring if my mini daffodils peak through the snow. They are so bright and happy. One of my favorites.

Thank you all for participating in this quilting group. Your willingness to help out is what makes our group a success.

Our quilt show is one of the high lights of the year. The committee is doing a great job. A quilt show is a lot of work. We need your support to make the show a success. I personally like to see the beautiful quilts hung by "ALL" the members.

We are not all Rembrandts. Some eventually will be, but those that are not, still make beautiful quilts. Beginners and advanced quilters are all welcome.

Several, { many } years ago while attending a quilt group in Utah, I had an experience that taught me that lesson. A {Rembrandt} was the program

one night. I was blown away. How was I ever going to compete with her. I was physically sick, and was awake most of that night. Then the thought came to me. We are not all Rembrandts. We all can enjoy what we like /and can do. . Be proud and confident in your abilities.

See you on May 1, 2023

### Quilting thought for today

Talent and individual expression are not qualities that just other people possess. You have it too! All of you have a capacity for creativity in your quilting. Let yours happen and realize there are no boundaries to your unique expression.

*{Pulled off the internet}*

### May 1st Program - Gwen Harris Kara Enyeart - Appliqué/Handwork

Kara Enyeart has quilted for over 20 years, and has taught classes on various different topics since 2012. In April 2014 Kara and her husband purchased Quilt Essentials, located in historic downtown Laramie, Wyoming. The store was established in 2002 and continues to meet the needs of Laramie and outlying areas. Quilt Essentials has frequent fabric turnover, specializes in reproductions, batiks, juvenile, flannel, and has an extensive color wall. Kara provides a diverse range of quilting classes and quilting clubs for adults and children, as well as special exhibits and frequent events. She strives to provide a helpful, comfortable, and joyful environment for all quilters.

We need at least 13 people to be signed up by 5/10/23, or the workshop will be cancelled.  
Ask your friends and Sign-Up NOW!

### Cheyenne Heritage Quilters

### String Kaleidoscope Workshop

Taught by Chell Sterkel

Saturday June 10, 2023 / 9 am to 4 pm

Hosted at Little Bear Inn  
(1700 I-25 Service Road, Cheyenne)

\$35 for CHQ members / \$40 for nonmembers  
Maximum number of quilters 20  
Lunch included in cost



Signup with Gwen Harris  
CHQ Program Director  
775-934-4258

**Please sign up by 5/10/23**

Supply List included with payment

Registration confirmed upon payment



## 2023 CHQ Board Members

**President:** Carole Gardner  
**VP/Programs:** Gwen Harris  
**Secretary:** Cathy James  
**Treasurer:** Jan Scheidt  
**Community Quilts:** Donna Dolan, Char Nolan, Cynthia Helmer  
**Facebook:** Di Wilsey Geer, Cindi Young  
**Greeter:** Sue Capozella  
**Hospitality:** Mary Jo Hamilton, Deb O'Grady  
**Librarian:** Joyce Holub  
**New Members:** Helen Jarvis  
**Newsletter:** Judy Gilmore  
**Past President:** Cynthia Helmer  
**Quilt Show:** Daenette More  
**Web Page:** Judy Gilmore

**BERNINA** AUTHORIZED DEALER!  
made to create

**JANOME**  
AUTHORIZED DEALER



**SEWING CLASSES!! QUALITY FABRIC!**  
Sewing Machines, Longarms, Quilting, Embroidery, & Sergers

**We Repair ALL Brands**

**Sewing Center**  
of Cheyenne

www.SewCenterWY.com

Mon-Fri 9-5  
Sat 10-4:30

1511 Logan Ave.  
307-778-2717



## CHQ Library! Joyce Holub, Librarian

Hope to see you at the library table. We have many great books to share with you.

## Paint Chip Challenge 2023

Debbie Baldwin and Gwen Harris

Some modifications have been made to the Paint Chip Challenge. It was originally planned to be the challenge for the Quilt Show. Later discussion changed that. This will be a guild challenge. It will be a People's Choice judging with a First, Second and Third place. Voting and awards will be at the July meeting. You will be able to take the pieces home after the July meeting. (Just in time to submit to the fair).

Completion date – CHQ June meeting, 6/05/2023, judging will be at the July meeting.

Size - Wall Hanging 24x24 to Lap 44 x "54

You have 3 paint chips to work with. The design you use is your choice. You can use any and all shades on the paint chip for your project. Prints and florals can be used as long as the Paint Chip colors are in the additional fabric.

A pocket needs to be added to the back to hold the 3 paint chips. Please add a hanging sleeve.

If you have any questions, please contact Debbie 307-514-4244 (Dbaldwin11@aol.com) or Gwen 775-934-4258 (gwenh0531@gmail.com)



## Around the Block QUILT SHOP May Classes

One Block Wonder Panel Class Sat May 6 & 20

Shakespeare in the Park May 13

Searchlight May 27

Longarm Classes Wed April 5 & 19

Open Sew Mon April 17 10-4

The Clubs are FREE

The Clubs are FREE

Hand Work Club, all welcome Tuesdays 2-5

Knit Pickers' Club, all knitters & crocheters, 2nd & 4th Wed 2-5 (we'll help you get started!)

Embroidery Club, 2nd Sat of month 10-12

Winter hours - Hours: M-S 10-5 Closed Sundays

Summer Hours Starting May 21

Hours: M-S 1-6, Sundays 1-5

Closed 1st Sunday of the Month

Opening on Sundays

453 Vandehei Avenue, Suite 120 - 307-433-9555

See aroundtheblockquilts.com for full schedule



# 2023 Programs

Gwen Harris, Vice-President, Programs Chairman

May 1, 2023	Kara Enyeart - Appliqué/Handwork
June 5, 2023	Carol Deutcher and Valerie LeBrun – Fancy Ruler Techniques
June 10, 2023	Workshop - Chell Sterkel - String Kaleidoscope
July 17, 2023	Jennifer Rapacki - Creativity Unleashed: Modern Technology for Quilters
August 7, 2023	Debby Matlack - Needle Felting: Adventures with Wool and Ice Cream Social

## CHQ Round Robin is coming - Cindi Young

Round and round and round we go, how many times, I do not know!

Actually I do! Are we excited for a new Round Robin? I am. We have a few guidelines this year. Please read thoroughly and make sure you understand your obligation to this Round Robin.

Start thinking about your theme! Will it be camping, western, spring blooms or Christmas? So many to choose from.

When you sign up, a Quilt Recipe Form will be supplied to help guide you through the process.

Center Blocks will all start at 12.5" unfinished, completed Round Robin will be 40.5"

### Dates to know:

- 1) **Now until July 25** - Sign up with Cindi Young at meetings by email.
- 2) **August 7** - Member meeting Center Block is due.
- 3) **September 4** - Member meeting, Round 1 is due
- 4) **October 2** - Member Meeting, Round Two is due
- 5) **November 6** - Member Meeting, Round Three is due
- 6) **December 4** - Member Meeting, Show and Tell

Contact Cindi Young for any questions:  
970-631-7814 or cindiyoung69@gmail.com



## Small Groups

### Afternoon Quilters

Debbie Baldwin  
Meets every Tuesday at the Library  
Starts at 10:00 a.m.

### Community Quilts

Donna Dolan  
Meets second Wednesday of the month at the Library  
Starts at 10:00 a.m.

### Quilts of Valor (QOV)

Marilyn Lanham  
Meets first Tuesday of month at Our Savior Lutheran Church on East Dell Range. Bring a carry in lunch to share if you want.  
9:00 a.m. - 3:00 p.m.

### Soaring Eagle Quilters

#### Quilts of Valor (QOV) Group

Cindi Young  
Meets third Saturday of the month. at Frontier United Methodist Church  
Bring your own lunch  
9 a.m. - 4 p.m.

### Paper Piecing

Robin Dempsey  
Meets forth Friday at the Library  
10:00 a.m. - 4 p.m.

Remember to get  
your roster from Judy  
Gilmore.



Click on  
Picture to  
go to site



May is arriving and outdoor activities begin. Still a couple openings for those T-shirt Quilts for graduation.

I can now quilt California king size quilts 128 inches wide.

I have added another Bolt of fabric. Real Tree Fabric camouflage with the tree branches not the splotches. \$15.00 a yard while it lasts.

Town Hero Gnome fabric panel and the Garden Gnome panels. \$15.00 aa panel.

My supply order goes in on the 1<sup>st</sup> and 15<sup>th</sup> if you would like to place an order for supplies. I do have sewing needles and thread in stock.

For those out of town, I have openings for your longarm quilting. Ship me the quilt and I will pay to ship it back completed. Call or email to set up a time.

Call or Text 308-641-8638 leave a message I will return your calls at lunch time or after 4:30 pm

longarmofthewestcustomquilting.com

# 2023 Quilt Show Corner - Daenette More, Chairman

The May meeting is the "VOLUNTEER SIGN-UP KICK-OFF MEETING!"

I hope you all were able to be at the April meeting of CHQ. Cathy James presented the Call for Quilts rules regarding how to enter a quilt in the show.

Remember, there is no judging except for Viewers Choice in each category (1st, 2nd, 3rd). And our quilt show will have a new look this year thanks to Diana Clark. You will not want to miss the show!!!

This month I have no "new Reveals" for you to look for, but the May meeting of CHQ is very important. It is the beginning of VOLUNTEER SIGN-UP!

This is the time when you can sign-up

for spots as workers for the quilt show. Sign up sheets will be available for Hostesses in two hour shifts to work the registration table; Rovers who walk around the show mingling with guests and answering questions from those who are viewing the quilts. These lists need to be filled out for all three days, Thurs. Fri. Sat.

If you are not able to be at the meeting in May, and would like to volunteer, call Bea Dersham.

We will have other types of sign-up sheets available at every meeting from now on. They will be on the tables by the windows until the Quilt Show

in August. You'll find spots for working at the Registration Table, giving demonstrations, setting the show up, taking it down and more. Please find the ones you will have fun doing, or would like to learn about.

There is really no better way to get to know your fellow members than to volunteer for these spots. So sign-up...no experience necessary, training available, and most importantly, Fun!

See you at the "VOLUNTEER SIGN-UP KICK OFF MEETING!" in May.

Daenette More Chairman

Note change of meeting date!

The next Quilt Show 2023 meeting will be at Laramie County Library on May 11th at 2:00 p.m.

## WHAT DO I NEED TO DO TO ENTER MY QUILT IN THE UPCOMING QUILT SHOW

It is time to start thinking about which one or more of your quilts you would like to display at our Quilt Show in August. Or maybe you are participating in the Challenge and will need to enter it. In either case, The Quilt Show Entry Form and The Information for Entering a Quilt(s) are now available. You may obtain copies by going to the

website and printing as many forms as you want. There will be forms available at the next CHQ meeting as well. If you have any questions about entering your quilt, you can call, email or text Cathy James. Her information is on the CHQ roster and on the forms.

Cathy James, Call for Quilts Chairman

## Save the Date

Cheyenne Heritage Quilters'

### Quilt Show

August 17 - 19, 2023

\$2 admission

Thursday, Aug. 17, 3 p.m. - 7 p.m.

Friday, Aug. 18, 10 a.m. - 6 p.m.

Saturday, Aug. 19, 10 a.m. - 3 p.m.

### First United Methodist Church

108 E. 18th Street, Cheyenne, Wyoming



Check our online newsletter for up-to-date information at [chquilts.org](http://chquilts.org)

Join us to see our Opportunity Quilt, Demonstrations, Boutique & lots of quilts

## Library Quilt Display

We need your quilts!

CHQ will display quilts at the library from May 19 through June 9, showcasing the guild and promoting the August Quilt Show. Both Deb O'Grady and Debbie Baldwin will collect quilts to display and need as many as possible from guild members.

Your quilts will be enclosed in the glass display cases located between the Cottonwood Room and the main library, next to the 1st floor elevators and on the 2nd floor.

If you have quilts you are willing to loan for this display, please contact Debbie at 307-509-9884 to make arrangements to drop them off or you can bring them to the May 1st meeting. Please put your name on the back side of the quilt.





## New Members Corner

Helen Jarvis

Please welcome Brittney Haberkorn and Caroline Szocik, our newest members

### Spring things!

Each year, usually in the spring, the club puts together a roster of our membership. Did you receive yours at our April meeting? Judy Gilmore has one just for you! In it you will find a list of our board members, and contact information for members. By the way, the best way to really get to know the members of our club is to volunteer to chair an activity or take on another board responsibility. We need you. Please don't hesitate to ask questions about CHQ, general quilting questions, or clarification about events.

And be sure to read newsletter. In it you will find CHQ news and events. We also have a facebook Group that you can join.

Another thing that happens in the spring of the years we do a Quilt Show, is selling Opportunity Quilt tickets. You have probably seen Mary Ellen handing them out to members and hopefully you have already received yours. We ask members to be responsible for selling at least 4 books of tickets. We hope you will sell many more, though. As our only moneymaker and it supports all of our activities including Programs, Workshops and Community Quilts. Although we get a lot of donated fabric to make tops, money for batting and other items is always needed. So let's get out there and SELL, SELL, SELL!

## Hospitality Committee

Deb O'Grady

The Hospitality Committee is taking volunteer sign-ups to bring treats to our monthly meetings. We need more help and will be sending the sign-up sheet around at the March meeting to collect sign-ups or let Deb or Mary Jo know when you'd like to volunteer.

Each month has been assigned a different "Color" of treat, so get your creativity out of the drawer and let's have some fun.

We still need people to sign up. Hopefully one of these **Colors** (Months) will fit with something you've been wanting to make.

- May (Pink)
- June (Multi-Color)
- July (Red/White/Blue) - Need more volunteers.
- September (Any Color) - Need more volunteers.
- October (Orange) - Need more volunteers.
- November (Brown) - Need more volunteers
- August (Ice Cream Social) & December (Christmas Party)

**May 1st**  
Please make enough **PINK**  
goodies for two dozen people.

Robin Dempsey  
Kathy Holt  
Char Nolan  
Jan Bradley  
Joyce Holub

## Community Quilts



### Community Quilts Sizes


**Baby:** 42" by any size  
**Lap/Youth:** 45" or more by anything but less than twin  
**Adult lap quilts:** 56" x 76"  
**Twin:** 63" by 87"

A son, clearing out his mom's house after her death, has filled his truck three times so far with donations to our community quilts! This trip had lots of flannel - most of which turned out to be finished flannel receiving blankets! (See stack)

Also included in the load, were the strips of cotton to make quick tops. I made and quilted one as an example. Wa la! Thank you to our friend for the donations.

He also found many dolls at the house. If anyone collects them or knows someone who does, please let Donna know.





Donna Dolan, Community Quilts





## Barb Gorges - April 3, 2023 - Remembering Your Quilts - Labels, Journals and Scrapbooks

Barb brought so many ideas for labeling quilts as well as keeping track of what she has created by using techniques that included journaling, photo scrapbooks, fabric clippings, and even spreadsheets.



## Show and Tell - April 3, 2023



Carole G.



Kathie K.



Cindy P.  
Applique Pillows



# Show and Tell - April 3, 2023



Bernadette B.



Mary Ellen L.  
Black & White bag



Robbin F.  
Embroidery blocks



Pillow Shams



Bernadette B.



Gwen H.



Robin D.

Baltimore  
Spring



Di WG



Keith B..



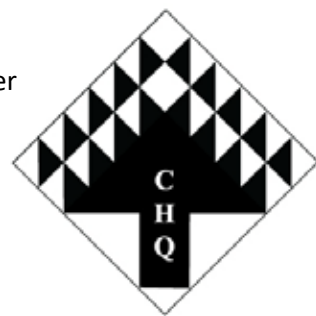
# CHEYENNE HERITAGE QUILTER REGISTRATION FORM

Year \_\_\_\_\_

Please fill out and submit with \$20.00 to:

Cheyenne Heritage Quilters; P.O. Box 21194; Cheyenne, WY 82003; Attn: Treasurer

Your membership is valid from January through December



*Please fill out the entire form, even if there were no changes from last year.*

Renewal Membership ☐ New Member ☐

## Please Print

Name \_\_\_\_\_

Mailing Address \_\_\_\_\_

Cell Phone \_\_\_\_\_ Landline \_\_\_\_\_

Email \_\_\_\_\_

\_\_\_\_\_ Office Use \_\_\_\_\_

Amount Paid: \_\_\_\_\_ Cash \_\_\_\_\_ Check number: \_\_\_\_\_

Updated 4-2-2023

## General Club Information

### Guest Policy

Please invite friends to attend meetings. All skill levels and non-quilters are welcome. Non-members may attend two meetings free unless we have a paid guest speaker, then guests are asked to pay a \$5 fee. On the third and subsequent meetings, the non-member must pay \$2.00 unless membership dues are paid.

### Articles & Advertisements for Newsletter

Ads and articles must be quilt, craft or sewing related. They must be "copy" ready. The newsletter editor is not responsible for typing your information. Ad size is 3.5" wide x 4.5" tall. Articles for the Newsletter can be e-mailed to [quiltingfriends307@yahoo.com](mailto:quiltingfriends307@yahoo.com) no later than the 3rd Wednesday of each month.

### Cell Phones

We ask that cell phones be silent or off, and that emergency conversations be held out of the meeting room.

### Show & Tell Guidelines

Show one or more projects. Please share information regarding each piece.

### Meeting Location & Schedule

We meet at the First United Methodist Church, 108 E. 18th St. in Cheyenne, Wyoming, on the first Monday of most months starting at 7 p.m. Please view the newsletter for exact meeting dates and programs as we sometimes change meeting dates to avoid holidays. During the meetings you will have access to our library.

Doors open at 6:30 p.m. Please feel free to come early and help set up or to socialize.

### How to Reach Us

**Website:** [chquilters.org](http://chquilters.org)

**Facebook:** <https://www.facebook.com/groups/151036836442851>

**E-mail:** [info@chquilters.org](mailto:info@chquilters.org)

**Address:** CHEYENNE HERITAGE QUILTERS  
PO BOX 21194  
CHEYENNE, WY 82003-702